

OPENINGS IN STEEL



Amarr® Residential Garage Doors



Openings in Steel. Express your style in steel. Amarr garage doors make it happen.

Exceptional performance, low maintenance and durability, available in nine steel collections.

From classic carriage house designs to contemporary flush panels,
get a striking look that stands the test of time.

- 2 AMARR CARRIAGE COURT
- 4 AMARR CARRIAGE COURT OPTIONS
- 6 AMARR CLASSICA®
- 8 AMARR CLASSICA® & DECORATIVE HARDWARE OPTIONS
- 10 AMARR OAK SUMMIT®
- 12 AMARR HILLCREST
- 14 AMARR DESIGNER'S CHOICE
- 16 AMARR HERITAGE™
- 18 AMARR STRATFORD®
- 20 AMARR LINCOLN
- 22 AMARR OLYMPUS
- 24 WINDOW & COLOR OPTIONS
- 25 SPECIFICATIONS

AMARR CONSTRUCTION

Amarr steel garage doors are built with low-maintenance, heavy-duty steel. Choose from 1000 single, 2000 double, 3000 triple or 4000 four-layer construction for your desired level of energy efficiency and noise control. Experience the strength, security, and peace of mind you get with steel.

STEEL

1000

Single-Layer: Steel

Amarr Classica, Hillcrest, Oak Summit, Heritage, Lincoln & Stratford

- Heavy-duty Exterior Steel
- Durable, Reliable, Low Maintenance




2000

Double-Layer: Steel + Insulation

Amarr Classica, Hillcrest, Oak Summit, Heritage, Lincoln & Stratford

- Heavy-duty Exterior Steel
- Durable, Reliable, Low Maintenance
- Environmentally Safe Polystyrene Thermal Insulation with Vinyl Backing
- Energy Efficient
- Quiet Operation



Amarr Classica Tuscany design with Madeira windows in True White




3000

Triple-Layer: Steel + Insulation + Steel

Amarr Classica, Hillcrest, Oak Summit, Olympus, Designer's Choice, Heritage, Lincoln & Stratford

- Heavy-duty Exterior and Interior Steel
- Durable, Reliable, Low Maintenance
- Environmentally Safe Polystyrene or Polyurethane Thermal Insulation
- Superior Energy Efficiency
- Extra Quiet Operation



Amarr Oak Summit Recessed design with Thames DecraTrim in Sandtone with Alpine decorative handles



Amarr Carriage Court Fairfield design with Closed Square in True White/White with Alpine decorative handles



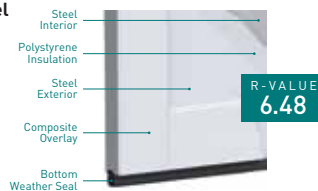
* For True White Bead Board only. † For True White Short Panel only.
 ** For all panels and colors except True White Bead Board. ‡ For all panels and colors except True White Short Panel.

4000

Four-Layer: Overlay + Steel + Insulation + Steel

Amarr Carriage Court

- Heavy-duty Exterior and Interior Steel
- Durable, Reliable, Low Maintenance
- Environmentally Safe Polystyrene Thermal Insulation
- Energy Efficient
- Extra Quite Operation





AMARR CARRIAGE COURT

Distinctly defined. Amarr Carriage Court garage doors increase a home's curb appeal and the highly defined carriage house designs are easily visible from the end of the driveway. Built with durable composite overlay trim and insulated steel-backed sections, these garage doors provide energy efficiency, noise reduction and innovative design to your home.



Designs

A wide variety of unique carriage house designs available in four color options.

See page 25 for complete specifications.

CC4000

Four-Layer:
Overlay + Steel + Insulation + Steel

R - VALUE
6.48

Decorative Windows & Hardware

Choose from a variety of optional decorative windows & hardware to match your home's design.

See page 4 for window options.

See page 9 for hardware options.


Rosemont with Closed Square (RM104)



Darby with Closed Square (DB104)



Bradberry with 3 Lite Arch (BB110)



Charlton with Closed Arch (CT105)

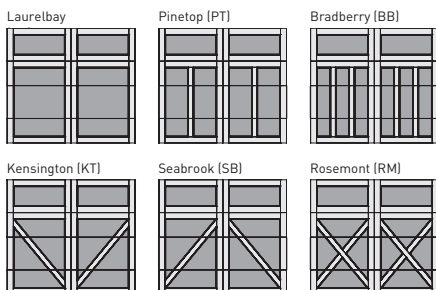


Laurelbay with Clear Square (LB115)

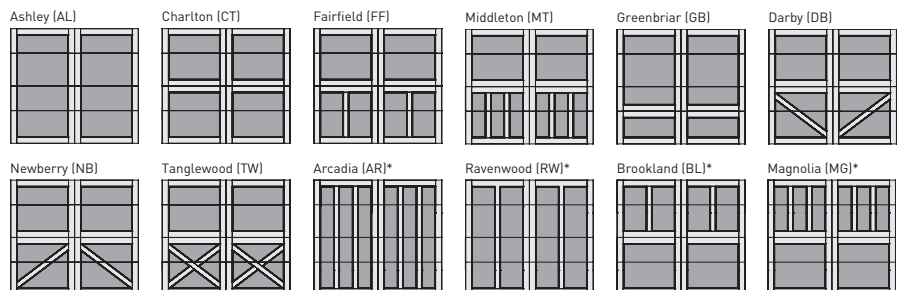


DESIGNS

AVAILABLE WITH WINDOWS



NOT AVAILABLE WITH WINDOWS



*Closed Square only.

AMARR CARRIAGE COURT OPTIONS

TOP SECTIONS

Available with Clear, Obscure or Insulated glass.

Available for BRADBERRY, KENSINGTON, LAURELBAY, PINETOP, ROSEMONT and SEABROOK with CLEAR, OBSCURE or INSULATED GLASS

CLOSED SQUARE (104)



CLOSED ARCH (105)



CLEAR SQUARE (115)



CLEAR ARCH (114)



3 LITE SQUARE (106)



3 LITE ARCH (110)



4 LITE SQUARE (107)



4 LITE ARCH (111)



6 LITE SQUARE (112)



6 LITE ARCH (108)



8 LITE SQUARE (113)



8 LITE ARCH (109)



Available for ARCADIA*, ASHLEY, BROOKLAND*, DARBY, CHARLTON, FAIRFIELD, GREENBRIAR, MAGNOLIA*, MIDDLETON, NEWBERRY, RAVENWOOD* and TANGLEWOOD

*Closed Square only.

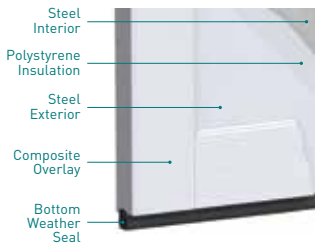
CLOSED SQUARE (104)



CLOSED ARCH (105)



CONSTRUCTION




CC4000

Four-Layer: Overlay + Steel + Insulation + Steel

- 2" thick door with polystyrene insulation and steel interior
- Built with 1-3/8" steel section and 5/8" composite overlay trim

OVERLAY TRIM



- 5/8" thick composite overlay trim of reclaimed wood fiber and thermoplastic polymer
- Coped edge design
- Sustainable, green building material
- Resists rot, decay, and fungal growth
- Won't flake, blister, peel, pit or corrode

WINDOWS




- Large rectangular or arched window designs in 24" top sections
- 5/8" thick decorative window grilles with coped edges
- Available in Clear, Obscure or Insulated glass

COLORS


Actual paint colors may vary from samples shown.




TRUE WHITE / WHITE (W1)



ALMOND / WHITE (A1)



WICKER TAN / WHITE (K1)



SANTONE / WHITE (S1)

Door, window, and overlay can be painted using 100% acrylic exterior latex paint with a Light Reflective Value (LRV) of 8 or higher. Contact paint manufacturer for LRV ratings.

DOOR WIDTHS

Only available in widths shown; not available in odd widths

6' WIDE*



12', 14' & 15' WIDE



8', 9' & 10' WIDE



15'6", 15'8", 16' & 18' WIDE



*Available in Ashley, Charlton, Greenbriar and Laurelbay (no window options).

DOOR HEIGHTS

Available in 6'6" - 10' heights in 3" increments[†]

7' and 8' TALL



9' TALL



10' TALL



[†]Rosemont not available in 8'3", 8'9", 9'3" and 9'9"; Tanglewood not available in 6'3" and 7'3" door heights.

WARRANTY

- Lifetime limited warranty on finish
- 5-year limited warranty on materials and workmanship
- 5-year limited warranty on hardware
- 10-year limited warranty on window and overlay discoloration
- 5-year limited warranty on overlay delamination

Newberry design with Closed Square in Sandtone/White with Canterbury decorative handles



Northampton design with Madeira windows in Walnut with Canterbury handles and hinges



AMARR CLASSICA®



Looks can be deceiving. From a distance, you see wood. Up close, it's sturdy, durable, low-maintenance steel. The Amarr Classica collection of carriage house doors. Precision-shaped doors in fresh, clean, classic carriage house styles that go up and down like traditional garage doors. Three-section tall designs, instead of four, help deliver a more authentic carriage house look. Deception never looked so good.

Santiago design with Madeira windows in True White/Gray with Blue Ridge handles and hinges



Designs

Unique three-section tall carriage house style doors available in seven stamped-steel panel designs.

See page 25 for complete specifications.

CL1000

Single-Layer: Steel

CL2000

Double-Layer: Steel + Insulation

CL3000

Triple-Layer: Steel + Insulation + Steel

R-VALUE
13.35*

* For Amarr Classica CL3000 only.

Decorative Windows & Hardware

Optional decorative windows & hardware, reminiscent of authentic hardware found on original carriage houses, adds character to your door.

See pp. 8–9 for glass, window, and hardware options.

Lucern with Thames Windows (L10)



Santiago with Seine Windows (S8)



Cortona with Americana Windows (C57)



Tuscany with Closed Arch (T1)



Bordeaux with Closed Square (B2)



DESIGNS


Lucern (L)




Tuscany (T)



Santiago (S)



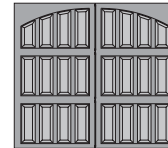
Valencia (V)




Northampton (N)



Bordeaux (B)



Cortona (C)



Cortona Long Panel Arched Top not available.

COLORS

Actual paint colors may vary from samples shown. Amarr steel doors are pre-painted; for custom colors, exterior latex paint must be used.



TRUE WHITE (TW) ALMOND (AL) WICKER TAN (WK) SANDTONE (ST) TERRATONE (TT) CHARCOAL GRAY (EF)† DARK BROWN (DN) BLACK (BL)‡



GOLDEN OAK (OK)** WALNUT (NT)** MAHOGANY (MY)**



See page 24 for more information.**

† Odd heights only available in Amarr Classica CL3000.
‡ Price upcharge applies; odd heights not available.
** Price upcharge applies.

AMARR CLASSICA® & DECORATIVE HARDWARE OPTIONS

TWO-TONE PAINT OPTIONS*

PANEL	BASE DOOR							
	TRUE WHITE	ALMOND	WICKERTAN	SANDTONE	TERRATONE	CHARCOAL GRAY	DARK BROWN	BLACK
TRUE WHITE								
ALMOND								
WICKERTAN								
SANDTONE								
TERRATONE								
CHARCOAL GRAY								
DARK BROWN								
BLACK								
HUNTER GREEN								
GRAY								

Cortona design in Sandtone/Terratone



* Price upcharge applies.

TOP SECTIONS

CLOSED ARCH • Available for TUSCANY (T1), SANTIAGO (S1), LUCERN (L1), VALENCIA (V1), CORTONA (C1)



CLOSED SQUARE • Available for TUSCANY (T2), SANTIAGO (S2), LUCERN (L2), VALENCIA (V2)



CLOSED DOUBLE ARCH • Available for TUSCANY (T1D), SANTIAGO (S1D), LUCERN (L1D), VALENCIA (V1D), CORTONA (C1D)



CLOSED ARCH • NORTHAMPTON (N1)



CLOSED SQUARE • NORTHAMPTON (N2)



CLOSED ARCH • BORDEAUX (B1)



CLOSED SQUARE • BORDEAUX (B2)



CLOSED SQUARE • CORTONA (C2)



AMERICANA (57)*



JARDIN (75)*



TRELLIS (76)*



*Tempered obscure glass with baked-on ceramic design. Design visibility varies due to lighting.

Visit amarr.com and access the Amarr Door Designer to view specific designs in various architectural styles.

Tuscany design in True White/Almond



Santiago design in Dark Brown/Terratone



NO INSERT



DANUBE (4)[†]



MADEIRA (5)[†]



NILE (6)[†]



RHINE (7)[†]



SEINE (8)[†]



THAMES (10)[†]



[†]Window inserts shown on Clear glass.
Design also available with Obscure, Frost or Dark Tint glass.

GLASS OPTIONS

CLEAR (C)



OBSCURE (O)



FROST (WF)



DARK TINT (WD)



DECORATIVE HARDWARE & LOCK

ALUMINUM

Available for Amarr Carriage Court, Classica, Oak Summit, Hillcrest, and Designer's Choice collections.

9" HANDLES



18" STRAP HINGES WITH CLAVOS*



11" L-HINGE WITH CLAVOS*



VERSAILLES

10-1/2" HANDLES[†]



17" STRAP HINGES WITH CLAVOS*



3-1/2" RING HANDLES



CANTERBURY

*Hinges with Clavos not recommended for arched openings. [†]Not for use with high lift installations.

STAMPED STEEL

Available for Amarr Carriage Court, Classica, Oak Summit, Hillcrest, and Designer's Choice collections.

11" HANDLES



16" STRAP HINGES



11" HANDLES



BLUE RIDGE

AMARR LOCK
Available for Lincoln, Olympus,
Heritage, and Stratford collections.

ALPINE

MAGNETIC ABS VINYL

Available for Amarr Carriage Court[†], Classica, Oak Summit, Hillcrest, and Designer's Choice collections.

12" HANDLES



16" STRAP HINGES



11" HANDLES



18" STRAP HINGES



CASTLE ROCK

MAPLE CREEK

4" RING HANDLES
(with removable backer plate)



18" STRAP HINGES



1-3/4" CLAVOS



5" tall

NOTTINGHAM

CLAVOS

10" tall

[†]2-sided adhesive disks must be purchased separately.

Long Bead Board design with Moonlite DecraTrim in True White with Blue Ridge handles and hinges



AMARR OAK SUMMIT®



Self-Expression shouldn't cost a fortune. With the Amarr Oak Summit collection it won't. These durable steel doors offer an attractive carriage house look. Choose from a variety of door colors, decorative hardware, and window accents. Customize your home with our most affordable carriage house door.

Bead Board design with Mission DecraGlass in Golden Oak with Blue Ridge handles and hinges



Designs

The Amarr Oak Summit collection is available in four carriage house designs with your choice of eleven colors. See page 25 for complete specifications.

OS1000

Single-Layer: Steel

OS2000

Double-Layer: Steel + Insulation

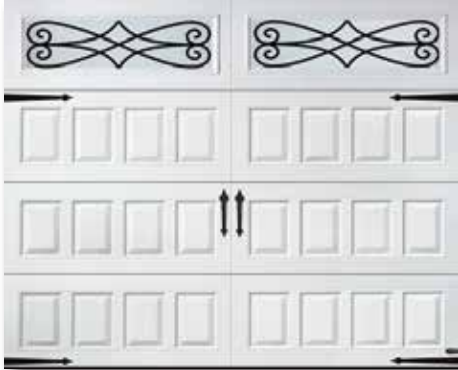
OS3000

Triple-Layer: Steel + Insulation + Steel

Decorative Windows & Hardware

Give your door a unique carriage house look with a variety of decorative window & hardware options. See page 9 for decorative hardware options, page 24 for glass and window options.

Raised with Jardin DecraGlass (RS75)



Raised with Stockton DecraTrim (RS20)



Long Bead Board with Sunray DecraTrim (LPBB27)



Bead Board with Prairie DecraTrim (BB21)




Recessed with Arched Thames DecraTrim (RE31)




DESIGNS


Bead Board (BB)



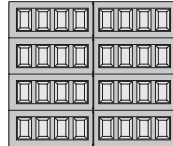
Long Bead Board (LPBB)



Recessed (RE)



Raised (RS)



COLORS

Actual paint colors may vary from samples shown. Amarr steel doors are pre-painted; for custom colors, exterior latex paint must be used.



TRUE WHITE (TW)



ALMOND (AL)



WICKER TAN (WK)



SANDTONE (ST)



TERRATONE (TT)



DARK BROWN (DN)



HUNTER GREEN (HG)*



GRAY (GY)*



GOLDEN OAK (OK)†



WALNUT (NT)†



MAHOGANY (MY)†



See page 24 for more information†

*Color only available in Amarr Oak Summit OS3000.
†Price upcharge applies.

Raised design with Arched Thames DecraTrim in Wicker Tan with Alpine handles



AMARR HILLCREST

Beauty that's more than skin deep. With the Amarr Hillcrest collection, you get more than a custom carriage house look with a wide range of colors, decorative hardware and window styles.

You get exceptional style and durability with conventional hardware at a competitive price.

The Amarr Hillcrest. Value is a beautiful thing.

Bead Board design with Wagon Wheel DecraTrim in True White with Blue Ridge handles and hinges



Designs

The Amarr Hillcrest collection is available in four carriage house designs with your choice of ten color options.

See page 25 for complete specifications.

HI1000

Single-Layer: Steel

HI2000

Double-Layer: Steel + Insulation

HI3000

Triple-Layer: Steel + Insulation + Steel

R-VALUE
9.05*

* For Amarr Hillcrest HI3000 only.

Decorative Windows & Hardware

Choose DecraTrim window inserts or DecraGlass windows to coordinate with your home's design along with optional decorative hardware.

See page 24 for glass and window options.

For decorative hardware, see page 9.

Long Bead Board with Closed Square (LPBB)



Raised with Waterford DecraTrim (RS25)



Recessed with Stockton Decratrim (RE20)



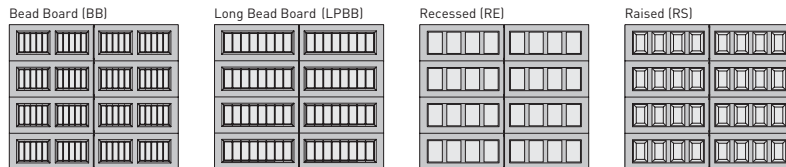
Bead Board with Cascade DecraTrim (BB23)



Recessed with Mission DecraGlass (RE71)




DESIGNS



COLORS

Actual paint colors may vary from samples shown. Amarr steel doors are pre-painted; for custom colors, exterior latex paint must be used.



See page 24 for more information.†

† Price upcharge applies.

Bead Board design with Stockton DecraTrim in True White with Blue Ridge handles and hinges



AMARR DESIGNER'S CHOICE

Design and energy efficiency make the Amarr Designer's Choice doors popular models.

With triple-layer construction and superior insulation R-value of 19.40*, these durable, low-maintenance doors give you the ultimate in quiet operation and energy efficiency.

Recessed design with Stockton DecraTrim in Black



Designs

The Amarr Designer's Choice model is available in four carriage house designs and eight color options.

See page 25 for complete specifications.

DC3200

Triple-Layer: Steel + Insulation + Steel



* For True White Bead Board only. 13.35 R-value for all other panels and colors.

Decorative Windows & Hardware

Choose from DecraTrim inserts or DecraGlass windows to best coordinate with your home.

See page 24 for glass and window options. For decorative hardware, see page 9.

Bead Board with Cascade DecraTrim (BB23)



Long Bead Board with Stockton DecraTrim (LPBB20)



Raised Closed (RS)



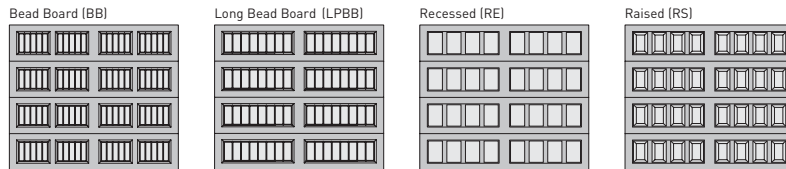
Bead Board with Victorian DecraGlass (BB54)



Recessed with Moonlite DecraTrim (RE24)



DESIGNS



COLORS

Actual paint colors may vary from samples shown. Amarr steel doors are pre-painted; for custom colors, exterior latex paint must be used.



See page 24 for more information.†

† Price upcharge applies.

Long Panel design with Prairie DecraGlass in Walnut



AMARR HERITAGE™

Tradition never goes out of style. Choose from four different panel designs to create the steel garage door you always wanted. The Amarr Heritage collection features low-maintenance, heavy gauge steel doors in your choice of traditional styles.

Great looks for years to come.

Short Panel design with Prairie DecraTrim in True White



Designs

The Amarr Heritage collection is available in a variety of panel designs and colors.

See page 25 for complete specifications.

HR1000

Single-Layer: Steel

HR2000

Double-Layer: Steel + Insulation

HR3000

Triple-Layer: Steel + Insulation + Steel

Decorative Windows & Hardware

Choose from contemporary or craftsmen DecraGlass windows or DecraTrim window inserts to coordinate with your home.

See page 24 for glass and window options, page 9 for decorative lock option.

Flush Panel (FP)* with Short Panel Obscure windows



Long Panel with Moonlite DecraTrim (LP24)



Short Panel with Americana DecraGlass (SP57)



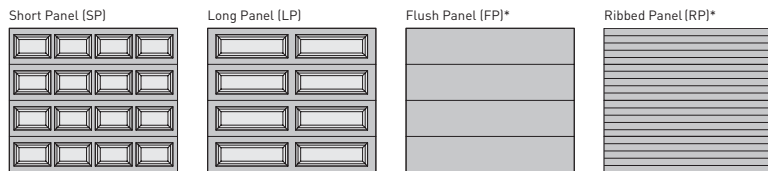
Ribbed Panel (RP)*



Short Panel with Stockton DecraTrim (SP20)



DESIGNS



*Available in Amarr Heritage HR3000 only.

MOSAIC WINDOW OPTIONS

With Mosaic Window Options you decide the number and location of windows to create the door design you want. Visit amarr.com/mosaic for design inspirations.



COLORS

Actual paint colors may vary from samples shown. Amarr steel doors are pre-painted; for custom colors, exterior latex paint must be used.



See page 24 for more information.*

* Price upcharge applies.

Short Panel design in Golden Oak



AMARR STRATFORD®



Time-honored style. The Amarr Stratford collection offers four traditional designs, 11 color choices, and more than 20 decorative window options. This durable and low-maintenance collection provides section interfaces designed to reduce the risk of serious finger and hand injuries.

The Amarr Stratford collection. A statement of style.

Flush Panel design in True White with Short Panel Obscure windows



Designs

The Amarr Stratford collection is available in a variety of panel designs and 11 colors.

See page 25 for complete specifications.

ST1000

Single-Layer: Steel

ST2000

Double-Layer: Steel + Insulation

ST3000

Triple-Layer: Steel + Insulation + Steel

Decorative Windows & Hardware

Choose from contemporary or craftsmen DecraGlass windows or DecraTrim window inserts to coordinate with your home.

See page 24 for glass and window options, page 9 for decorative lock option.

Short Panel with Sunray DecraTrim (SP27)



Long Panel with Heartland DecraGlass (SP70)




Ribbed Panel (RP)*



Long Panel with Stockton DecraTrim (LP20)

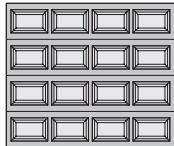


Flush Panel (FP)* with Long Panel Clear windows

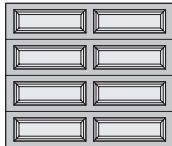


DESIGNS


Short Panel (SP)



Long Panel (LP)



Flush Panel (FP)*



Ribbed Panel (RP)*



*Available on Amarr Stratford ST3000 only.

MOSAIC WINDOW OPTIONS

With Mosaic Window Options you decide the number and location of windows to create the door design you want. Visit amarr.com/mosaic for design inspirations.



COLORS

Actual paint colors may vary from samples shown. Amarr steel doors are pre-painted; for custom colors, exterior latex paint must be used.



TRUE WHITE (TW)



ALMOND (AL)



WICKER TAN (WK)



SANDTONE (ST)



TERRATONE (TT)



DARK BROWN (DN)



HUNTER GREEN (HG)*



GRAY (GY)*



GOLDEN OAK (OK)†



WALNUT (NT)†



MAHOGANY (MY)†



See page 24 for more information†

Woodgrain finishes are dual directional for all panel designs.

*Color only available in Amarr Stratford ST3000.
†Price upcharge applies.

Long Panel design with Stockton DecraTrim in True White



AMARR LINCOLN

Traditional style. Exceptional value. The Amarr Lincoln collection combines unique, yet timeless traditional designs and color options with the durability & strength of steel and conventional hardware.

Along with more than 20 decorative window choices, this affordable collection delivers premium style at a competitive price. The Amarr Lincoln. A new tradition of style and value.

Short Panel design with Cascade DecraTrim in Sandtone



Designs

The Amarr Lincoln collection is a traditional door offered in Short, Long, Flush, or Ribbed panel designs and ten color options. See page 25 for complete specifications.

LI1000

Single-Layer: Steel

LI2000

Double-Layer: Steel + Insulation

LI3000

Triple-Layer: Steel + Insulation + Steel

R-VALUE
9.05*

* For Amarr Lincoln LI3000 only.

Decorative Windows

Choose from DecraTrim window inserts or DecraGlass windows to coordinate with your home's design. See page 24 for glass and window options.

Short Panel with Chalet DecraGlass (SP56)



Flush Panel (FP)*



Long Panel with Cascade DecraTrim (LP23)



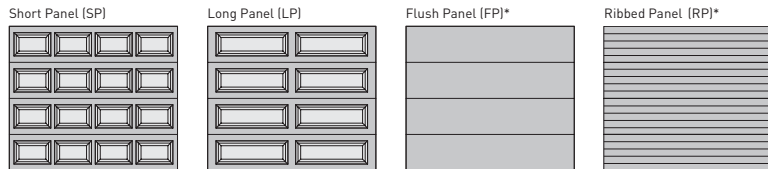
Ribbed Panel (RP)* with Long Panel Clear windows



Short Panel with Prairie DecraTrim (SP21)



DESIGNS



*Available in Amarr Lincoln LI3000 only.


MOSAIC WINDOW OPTIONS

With Mosaic Window Options you decide the number and location of windows to create the door design you want. Visit amarr.com/mosaic for design inspirations.



COLORS

Actual paint colors may vary from samples shown. Amarr steel doors are pre-painted; for custom colors, exterior latex paint must be used.



See page 24 for more information.*

* Price upcharge applies.

Woodgrain finishes are dual directional for all panel designs.

Short Panel design with Stockton DecraTrim in True White



AMARR OLYMPUS

When it comes to ultimate protection, the Amarr Olympus stands tall.

With triple-layer construction and superior insulation R-value of 19.40*, these durable, low-maintenance doors give you the ultimate in quiet operation and energy efficiency.

Long Panel design in Black with Long Panel Clear windows



Designs

The Amarr Olympus model is available in Short Panel and Long Panel designs and your choice of eight color options. See page 25 for complete specifications.

OL3200

Triple-Layer: Steel + Insulation + Steel



* For True White Short Panel only. 13.35 R-value for all other panels and colors.

Decorative Windows

Choose from DecraTrim inserts or DecraGlass windows to best coordinate with your home. See page 24 for glass and window options.


Short Panel with Prairie DecraTrim (SP21)



Long Panel with Moonlite DecraTrim (LP24)



Short Panel (SP) with Short Panel Clear windows



Short Panel with Riviera DecraGlass (SP55)

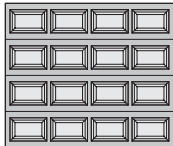


Long Panel with Thames DecraTrim (LP30)

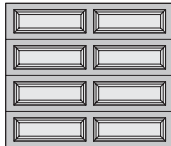


DESIGNS

Short Panel (SP)



Long Panel (LP)



MOSAIC WINDOW OPTIONS

With Mosaic Window Options you decide the number and location of windows to create the door design you want. Visit amarr.com/mosaic for design inspirations.



COLORS

Actual paint colors may vary from samples shown. Amarr steel doors are pre-painted; for custom colors, exterior latex paint must be used.



TRUE WHITE (TW)



ALMOND (AL)



WICKER TAN (WK)



SANDTONE (ST)



DARK BROWN (DN)



BLACK (BL)*



WALNUT (NT)*



MAHOGANY (MY)*




See page 24 for more information.*

*Price upcharge applies.

WINDOW & COLOR OPTIONS

GLASS OPTIONS



DECRA TRIM WINDOW INSERTS

Available with all glass options.

SHORT PANEL

Available for Amarr Heritage, Stratford, Lincoln and Olympus collections.

LONG PANEL

Available for Amarr Heritage, Stratford, Lincoln, Hillcrest, Oak Summit, Olympus and Designer's Choice collections.

NO INSERT



STOCKTON (20)



PRAIRIE (21)



CATHEDRAL (22)



CASCADE (23)



WATERFORD (25)



WAGON WHEEL (26)



SUNRAY (27)



FULL SUNRAY (28) Short Panel



Available for 16', 17', and 18' widths only.

FULL SUNRAY (28) Long Panel



FIVE PIECE SUNRAY (29) for 10' Short Panel Door

Available for 15' 6", 15' 8", 16', 17', and 18' widths only.



Available only in True White.

THAMES (30) Long Panel



ARCHED THAMES (31) Long Panel



MOONLITE (24) Long Panel



Visit amarr.com and access the Amarr Door Designer to view door designs, window options and colors in various architectural styles or upload a picture of your own home.

DECRA GLASS™ WINDOWS

Tempered obscure glass with baked-on ceramic designs.

SHORT PANEL

Available for Amarr Heritage, Stratford, Lincoln and Olympus collections.

LONG PANEL

Available for Amarr Heritage, Stratford, Lincoln, Hillcrest, Oak Summit, Olympus and Designer's Choice collections.

VICTORIAN (54)



RIVIERA (55)*



CHALET (56)



AMERICANA (57)



HEARTLAND (70)



MISSION (71)



PRAIRIE (72)*



JARDIN (75)



TRELLIS (76)



* Clear glass with printed frost pattern.


† Obscure glass with v-groove.

DecraTrim and DecraGlass design visibility varies due to lighting.

MOSAIC WINDOW OPTIONS

The choice is yours. Add visual interest to your contemporary, mid-century modern or transitional home. With Mosaic Window Options for Amarr Heritage, Stratford, Lincoln and Olympus steel garage doors short or long panel windows with clear or obscure glass can be placed in any standard position**.

Visit amarr.com/mosaic for design inspirations.



**Window design options may vary based on door width.

COLORS

See specifications on page 25 for model availability. Actual paint colors may vary from samples shown.

Amarr steel doors are pre-painted; for custom colors, exterior latex paint must be used. Visit amarr.com for instructions on painting.



†Price upcharge applies.

Amarr Color Zone: Over 500 factory-applied colors. Visit a Sherwin-Williams store to select the SnapDry™ paint color of your choice.



SPECIFICATIONS



ENTRE MATIC

CARRIAGE HOUSE DESIGN

TRADITIONAL DESIGN

	AMARR CARRIAGE CLASSICA CC4000	AMARR CARRIAGE CLASSICA CL1000	AMARR CARRIAGE CLASSICA CL2000	AMARR OAK SMOOTH OS1000	AMARR OAK SMOOTH OS2000	AMARR OAK SMOOTH OS3000	AMARR HILCREST HR1000	AMARR HILCREST HR2000	AMARR HERITAGE HR3000	AMARR STRATFORD ST1000	AMARR STRATFORD ST2000	AMARR STRATFORD ST3000	AMARR LINCOLN LI1000	AMARR LINCOLN LI2000	AMARR LINCOLN LI3000	AMARR OAKS OS1200
PANEL DESIGNS (Safe Guard)	✓	✓	✓	✓	✓	✓			✓	✓	✓	✓	✓	✓	✓	✓
Short																
Long																
Flush																
Ribbed																
Carriage House																
CONSTRUCTION LAYERS	4	1	2	3	4	4	4	4	3	2	1	2	3	1	2	3
Steel																
Steel + Insulation																
Steel + Insulation + Steel																
Over/lay + Steel + Insulation + Steel																
DOOR THICKNESS	2" (5.1cm)	2" (5.1cm)	2" (5.1cm)	2" (5.1cm)	2" (5.1cm)	2" (5.1cm)	2" (5.1cm)	2" (5.1cm)	2" (5.1cm)	2" (5.1cm)	2" (5.1cm)	2" (5.1cm)	2" (5.1cm)	2" (5.1cm)	2" (5.1cm)	2" (5.1cm)
INSULATION	Polystyrene ¹	Polystyrene	Polystyrene	Polystyrene	Polystyrene	Polystyrene	Polystyrene	Polystyrene	Polystyrene	Polystyrene	Polystyrene	Polystyrene	Polystyrene	Polystyrene	Polystyrene	Polyurethane
R-VALUE²	6.48	13.35	6.64	6.48	6.64	6.64	9.05	19.40†13.35**	6.64	6.64	6.48	6.64	9.05	6.64	9.05	19.40†13.35†
STEEL THICKNESS																
Gauge (ga)	27/27 ga	24 ga	25/27 ga	25 ga	27/27 ga	27/27 ga	25 ga	25 ga	24 ga	25 ga	27/27 ga	25 ga	25 ga	25 ga	27/27 ga	27/27 ga
Gauge (mm)	0.42/0.42mm	0.61mm	0.53/0.42mm	0.53mm	0.42/0.42mm	0.42/0.42mm	0.53mm	0.53mm	0.61mm	0.53mm	0.42/0.42mm	0.53mm	0.53mm	0.42/0.42mm	0.42/0.42mm	0.42/0.42mm
WOODGRAIN EXTERIOR TEXTURE																
GALVANIZED END STILES																
PAINTED END STILES																
THERMAL SEAL																
BOTTOM WEATHER SEAL																
Steel Retainer																
Aluminum Retainer																
Extruded Vinyl																
DECORATIVE WINDOW OPTIONS																
WINDOW GLASS OPTIONS																
3/32" (0.24cm) Single Strength																
1/8" (0.32cm) Tempered 2X Strength																
Clear Insulated																
Obscure																
Frost																
Dark Tint																
DECORATIVE HARDWARE OPTIONS																
EXTERIOR COLOR OPTIONS																
True White (TW)																
Almond (AL)																
Wicker Tan (WK)																
Sandstone (ST)																
Terratone (TT)																
Dark Brown (DN)																
Hunter Green (HG)																
Gray (GY)																
Charcoal Gray (EF)																
Black (BL)																
Golden Oak (OK)																
Walnut (NT)																
Mahogany (MY)																
WIND LOAD- AVAILABLE																
PAINT FINISH WARRANTY³	Lifetime	Lifetime	Lifetime	Lifetime	15 Years	25 Years	Lifetime	25 Years	Lifetime	15 Years	25 Years	Lifetime	Lifetime	15 Years	25 Years	Lifetime
WORKMANSHIP/HARDWARE WTY⁴	5 Years	3 Years	Lifetime	Lifetime	Lifetime	Lifetime	3 Years	Lifetime	Lifetime	3 Years	Lifetime	Lifetime	Lifetime	3 Years	Lifetime	Lifetime

¹ Insulation on Amarr brand doors has passed self-ignition, flamespread, and smoke developed index fire testing.

² Calculated door section R-value is in accordance with DASMA TDS-163.

³ True White Bead Board only. Based on independent laboratory test results.

⁴ All panels and colors except True White Bead Board.

⁵ With White Overlay.

† It is your responsibility to make sure your garage door meets local building codes. For complete warranty details, visit amarr.com or contact your local Amarr dealer.



Amarr Classica Bordeaux design with Americana windows in True White



Our Philosophy. Since 1951, we have successfully raised the standards of quality, value, and dependability in the garage door industry. Today, with the same promise of individual attention and great value for all our customers, we remain committed to offering Amarr products and services that raise those standards even higher.

Visit amarr.com for additional products, such as Amarr by Design custom wood carriage house doors, specialty doors, garage flooring, accessories, and a full line of Amarr commercial sectional, rolling slat, and rolling steel doors.

Your Local Amarr Dealer:

Entrematic

165 Carriage Court
Winston-Salem, NC 27105
800.503.DOOR
www.amarr.com



Entrematic, Amarr, Classica, Heritage, Stratford, and Oak Summit as words and logos are trademarks owned by Entrematic Group AB or companies within the Entrematic Group.

Door specifications and technical data subject to change without notice.

Sectional door products from Entrematic may be the subject of one or more U.S. and/or foreign, issued and/or pending, design and/or utility patents.

©Entrematic Group AB 2018. All rights reserved.
Printed in USA Form #6450518/55M/GVS

ENTREMATIC

